



Griffco Valve Inc.
 188 Creekside Dr.
 Amherst, NY 14228 USA
 Phone: 1 716 835-0891
 Fax: 1 716 835-0893

CORPORATION STOPS



Features:

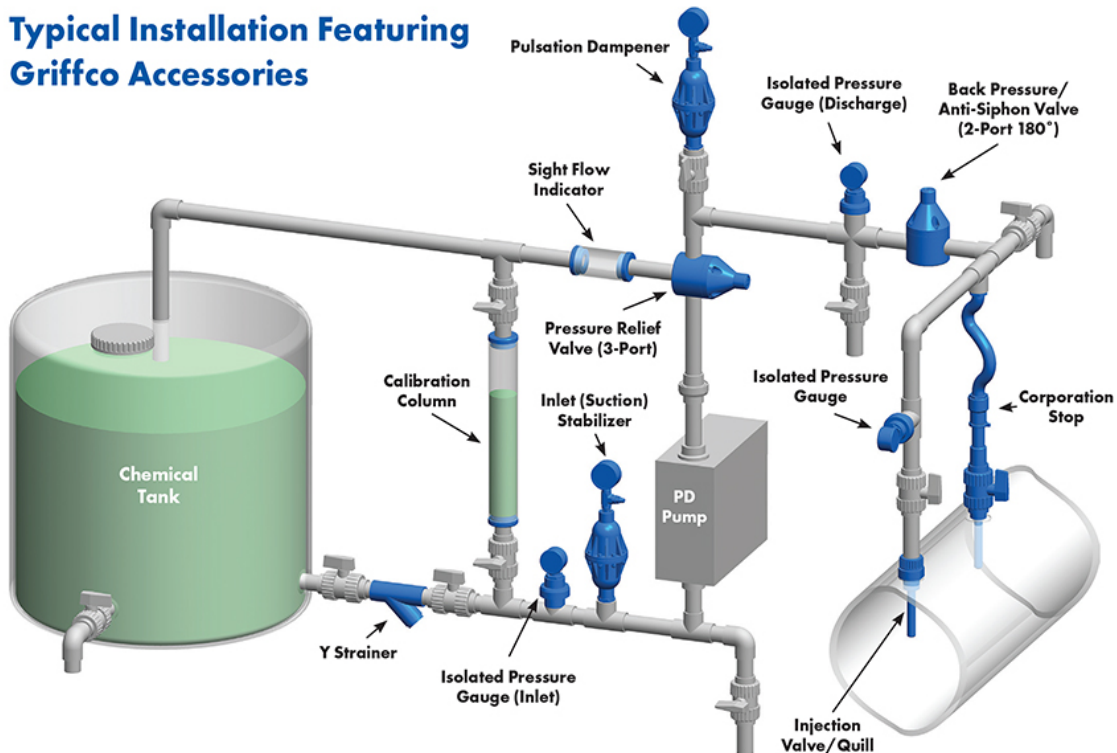
- High Reliability / Low Cost
- Robust, machined construction
- Union connections (Threads optional)
- Integral ball check valve w/spring
- Multiple tip options
- Dual lock capability
- 316 SS locking chain
- Variable & custom injector lengths
- Ball Valves with PTFE seals
- Wide range of materials for quills and ball valves

Griffco corporation stops are designed to ensure chemical feed systems inject into the center of a process stream for better mixing and to prevent corrosion along the process pipe. In addition, they allow for quill servicing without having to turn off or shut down the process or main line. The check valve prevents the process fluid from reversing back up the chemical line. Robust construction ensures reliability in the rigorous service of municipal and industrial applications. Materials of construction include PVC, CPVC, PVDF, 316 SS, Alloy 20 and Hastelloy® C. They are available in quill sizes of 1/2", 3/4", and 1". Please refer to the table on page 2 for corresponding pipe connection sizes.

Operation:

Griffco corporation stops are threaded into a process pipe or tank to deliver chemical to a desired application point. The ball valve allows for separation of the process fluid and the chemical being injected during servicing or for isolation purposes. The integrated quill keeps the chemical off the wall of the tank or pipe and will ensure better mixing of the chemical with the process fluid. The ball check in the valve functions as a positive shut-off to ensure the process fluid does not go back up the chemical line. The union facilitates an easy connection between the valve and the chemical line. An optional flexible line is available to allow for removing or retracting the quill from the process or main.

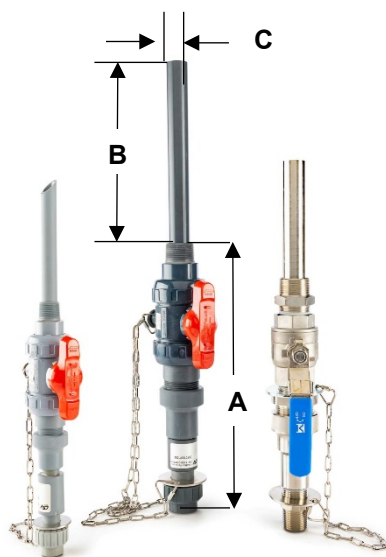
Typical Installation Featuring Griffco Accessories



Technical Data:

Model CS	
Quill Connections Sizes: Quill Connections:	1/2", 3/4", and 1" (Please note process pipe connection sizing below) Non-Metallic – Union FNPT; Metallic – FNPT; Metallic w/ check – MNPT Additional options available – refer to Option 6 in ordering codes.
Ball Valve Connection Sizes (Threaded):	3/4", 1", 1.25" (MNPT, AWWA [Brass only])
Maximum Temperature:	Non-metallic: 140°F / 60°C; Metallic: 300°F / 149°C
Maximum Operating Pressure:	150 psi / 10 bar
Materials of Construction	
Valve Ball / Spring:	Non-metallic: PTFE Ball / Hastelloy® C Spring Metallic: 316 SS Ball and 316 SS Spring (matches body)
O-Ring / Gasket	Standard: Viton® Optional: EPDM
Union Nut:	Standard: Same material as quill for non-metallic valves. N/A for metallic valves, threads only. Optional: Others on Request
Injection Quill Body:	PVC, CPVC, PVDF, 316 SS, Alloy 20, Hastelloy® C. Others on request.
Locking Chain:	316 SS

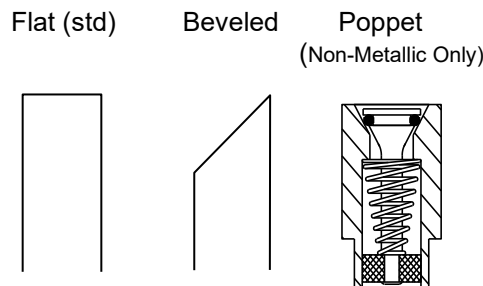
Dimensions:



Quill Connection (in)	Process Pipe Connection (in)	"A" Length (in)	"B" Quill Length (in)	"C" Tip OD (in) Metallic / Non-Metallic
1/2	3/4	9	6 *	0.675 / 0.715
3/4	1	13	6 *	0.920
1	1-1/4	17	6 *	1.180

Quill Length	In.	mm
1	1	25
2	2	50
3	3	75
4	4	100
5	5	125
6	6	150
7	7	175
8	8	200
9	9	225
10	10	250
11	11	275
12	12	300
13	13	325
14	14	350
15	15	375
16	16	400
17	17	425
18	18	450
19	19	475
20	20	500
21	21	525
22	22	550
23	23	575
24	24	600

Tip Configurations:



Note: Standard configuration is:

- 6" Quill length
- Flat tip
- Viton® O-rings (union only)
- Male NPT threads

Product Codes for Ordering:

CS
 1 2 3 4 5 6

1 = Ball Valve Material

2 = Check Valve

3 = Quill Size*

4 = Quill Material

5 = Quill Length

6 = Options

S – 316 SS

Blank – No Check

050 – 1/2"

S – 316 SS

Blank - 6" (Standard)

Blank – Viton® O-ring & Gasket w/ flat tip

B – Brass

C – w/check valve

075 – 3/4"

A - Alloy 20

(Others by request)

E – EPDM Union O-ring & Gasket

P – PVC

100 – 1"

C - Hastelloy® C

B – BSPT threads

K – PVDF

*(NOT process pipe connection size)

P - PVC

S – Socket Connection (Non-metallic only)

CP - CPVC

K - PVDF

SD – Metric Socket (Non-metallic only)

BW – Brass (AWWA threads)

CP - CPVC

X2 – Dual chain lock

TC – PTFE Coated Hastelloy® C Spring

L – Beveled/angled

D – Poppet Tip (Non-Metallic Only)