

# PULSAFEEDER®

The Pulsafeeder diaphragm Pressure Relief Valves are designed to protect chemical feed systems from over pressure damage caused by defective equipment or a blockage in the chemical feed line. Robust construction ensures reliability in the rigorous service of municipal and industrial applications. Wetted materials include: PVC, PVDF, PTFE, 316SS. Available sizes: 1/2" – 1.5".

Pulsafeeder diaphragm Pressure Relief Valves operate when the pressure in the chemical system exceeds the preset pressure of the valve. The diaphragm is held against the valve seat by an internal spring.

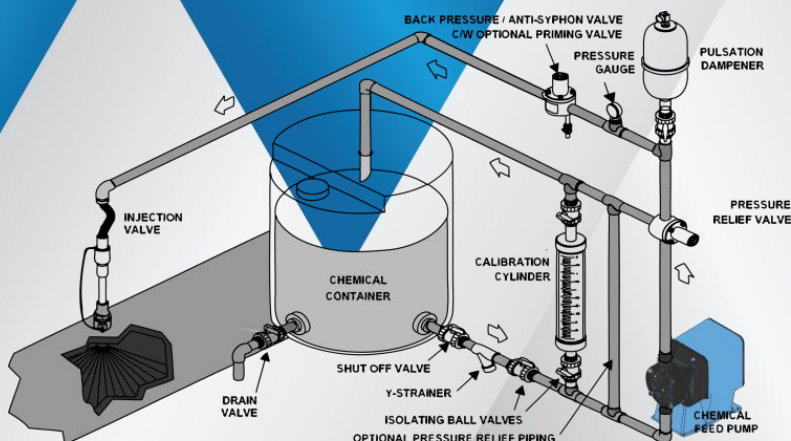
When the preset pressure is exceeded the diaphragm is forced up and the chemical flows out the relief port, back to the chemical tank or to the suction side of the pump. The valves are pre-set at 50 psi, however they are field adjustable from 10 - 150 psi, via the adjustment screw. The relief valve should be set approximately 15 psi higher than the system pressure. Installation should be made as close to the pump as possible, without any valves or accessories between the relief valve and the pump.

## Features

- Reliable
- Low Cost
- No Bolts on Plastic Models.
- Compact Size.
- Robust, Machined Construction.
- Wide Range of Materials.

## Operating Benefits

- Adjustable 10-150 psi
- 10-250 psi Stainless only
- Vulcanized PTFE/EPDM Diaphragm



## Aftermarket

- Double Wall Containment Tanks from 15 to 500 gallons.
- 1, 2, or 4 Drum Spill Containment Pallets.
- Loading Ramp and Pallet with or without Cover.



## Pressure Relief Valve

# Pressure Relief Valve

## Specifications and Model Selection

Pressure Relief Valves	1/2"	PVC/TFE	NA100001-PVC
	1/2"	PVDF/TFE	NA100001-PVD
	1/2"	SS/TFE	NA100001-316
	1"	PVC/TFE	NA100002-PVC
	1"	PVDF/TFE	NA100002-PVD
	1"	SS/TFE	NA100002-316
	1.5"	PVC/TFE	NA100003-PVC
	1.5"	PVDF/TFE	NA100003-PVD

### Engineering Data

<b>Size:</b>	1/2"
	1.0"
	1.5"
<b>Connections:</b>	NPT
<b>Pressure Relief Adjustment:</b>	10-150 psi 10-250 psi Stainless
<b>Max Temperature:</b>	PVC: 140°F PVDF: 280°F Metal: 300°F

<b>Max. Operating Pressure @ 70°F: (psi)</b>	Plastic/Noryl: 375 psi Metal/Metal: 2000 psi
--	---

<b>Materials Of Construction:</b>	PTFE/EPDM
<b>Diaphragm:</b>	Noryl (Threaded to Plastic Valves, Bolted to Metal Valves) Optional: 316SS.
<b>Valve Top:</b>	

<b>Valve Body:</b>	PVC PVDF 316 SS
--------------------	-----------------------

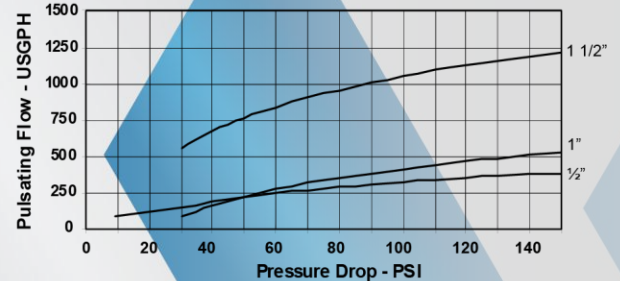
<b>Flow Rate @ 150 psi Pulsating:</b>	1/2" - 100 USgph 1" - 500 USgph 1 1/2" - 1200 USgph
<b>Continuous:</b>	1/2" - 15 USgpm 1" - 26 USgpm 1 1/2" - 63 USgpm

### Dimensions

Size	A	B	C
1/2"	4.25	2.35	1.08
1"	5.86	3.5	1.25
1 1/2"	8.35	4.9	1.825

Note: 1 1/2" valves do not have bottom port

### Performance Curves

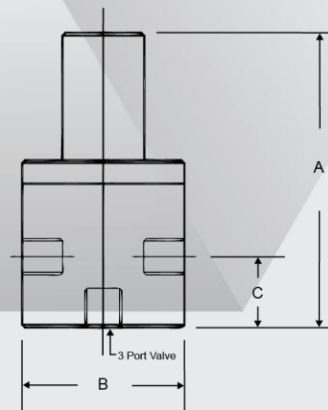


### Custom Engineered Designs – Pre-Engineered Systems



#### Pre-Engineered Systems

Pulsafeeder's Pre-Engineered Systems are designed to provide complete chemical feed solutions for all electronic metering applications. From stand alone simplex pH control applications to full-featured, redundant sodium hypochlorite disinfection metering, these rugged fabricated assemblies offer turn-key simplicity and industrial-grade durability. The UV-stabilized, high-grade HDPE frame offers maximum chemical compatibility and structural rigidity. Each system is factory assembled and hydrostatically tested prior to shipment.



27101 Airport Road  
Punta Gorda, FL 33982  
Phone: ++1(941) 575-3800  
Fax: ++1(941) 575-4085

www.pulsatron.com



An ISO 9001 Certified Company

PRV001 J14

